

## SQUARELINE® Metal Ceiling Tiles

- Sleek, Modern Look
- Affordable Price
- Easy Installation
- Acoustical Control
- Two Bold Patterns:  
SQUARELINEstandard™  
SQUARELINEmedium™



SQUARELINE Metal Ceiling Tiles give ceilings a stunningly modern, high-tech look with the added benefit of acoustical control. These expanded metal tiles — in SQUARELINEmedium as well as SQUARELINEstandard patterns — are pre-bonded with illbruck's innovative willtec® FM acoustical foam insert.

Depending on the thickness of the foam insert, SQUARELINE has an NRC rating of 0.55 to 0.60, which

means it absorbs 55% to 60% of the sound directed toward it.

If you're looking for a more dramatic, modern look, SQUARELINEmedium tiles feature a larger mesh pattern than original SQUARELINEstandard tiles. SQUARELINEmedium, which comes in chrome metal with a light gray or charcoal insert, is ideal for ceilings higher than 15 feet in large, open environments such as modern entries, convention centers, stadiums, and restaurants.

SQUARELINEstandard, offers contemporary European flair in a choice of white or chrome metal with a light gray or charcoal insert. It's a sophisticated choice for modern offices, conference and board rooms, lobbies, retail stores, and more.


Both SQUARELINE patterns deliver a clean, dramatic appearance at an affordable price with easy drop-in installation. They're the smart solution and fresh alternative to traditional, linear, and perforated metal ceiling tiles.

**Material**

- Galvanized, powder-coated expanded metal ceiling tiles
- Fiber-free willtec® FM acoustical foam insert pre-bonded to metal ceiling tiles
- Durable and Class 1 fire-rated

**SQUARELINEstandard™**

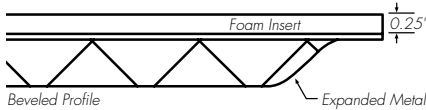
- Flat or beveled profile
- Fits all 15/16" grid systems
- 24"x24" (nominal) dimension
- 1/4" or 1/2" thick willtec FM insert



White Metal with Light Gray or Charcoal Insert




Chrome Metal with Light Gray or Charcoal Insert



**SQUARELINEmedium™**

- Flat profile
- Fits all 15/16" grid systems
- 24"x24", 24"x48", 48"x48" or custom (nominal) dimension
- 1/4" or 1/2" thick willtec FM insert
- Ideal for ceiling heights of 15' or more



Chrome Metal with Light Gray or Charcoal Insert

**Physical Data—willtec FM**

Tensile Strength	10 PSI (ASTM D3574-77)
Density	5.7 lbs./cubic foot
Elongation	20% (ASTM D3574-77)
Heat Conductivity	K factor = 0.38 at 50 degrees F
Long Term Service Temperature	-76 to 302 degrees F
Fire Resistance	Class 1 (ASTM E84)
Color	Light gray and charcoal

**Sound Absorption**

SQUARELINE's unique expanded metal design provides a larger area (up to 70% open) for noise to pass through and be absorbed by its pre-bonded willtec FM acoustical backing.

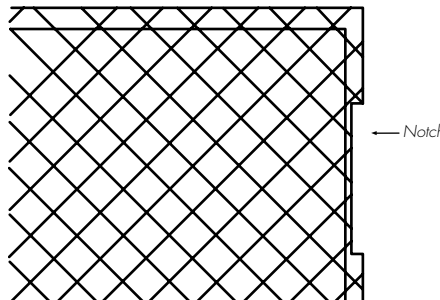
**SQUARELINE Sound Absorption**

Test ASTM C423-90a; Mounting Type E

Frequency (Hz)	1/4" Thick Insert	1/2" Thick Insert
125	0.37	0.40
250	0.59	0.63
500	0.30	0.43
1000	0.50	0.60
2000	0.75	0.77
4000	1.09	0.89
NRC	0.55	0.60

**Installation**

- Easily drops into ceiling grids
- Pre-bonded, one piece design simplifies handling
- Install at any stage of construction
- Cotton gloves recommended
- Tiles notched for quick orientation



**Other Products**

illbruck Architectural Products manufactures a range of attractive, acoustic ceiling tiles, wall panels and baffles for commercial and industrial applications, including:

- CONTOUR® Wall and Ceiling Tiles
- HARMONI™ Ceiling Tiles
- WHITELINE® Ceiling Tiles
- FABRITEC™ Wall Panels
- SONEX® Baffles and Panels
- PROSPEC® Barrier